

# Current Transformers for Measurement


## Single Turn Primary Current Transformers for Measurement

The YUANXING TA series Miniature current transformers are designed for applications where AC current signals must be transformed accurately into a lower AC current or voltage signal appropriate for micro-processor based circuits.



The TA1X11 series of PCB Mounted Miniature current transformers are designed specifically for integration into products which require exceptionally accurate primary signal transformation while exposed to harsh environmental operating conditions.

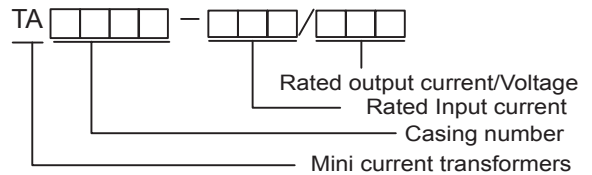
A new TA model can be designed and manufactured to meet the specific design challenges of the client's specific application. The following models are only a small sampling of the many different products which have been and are currently being manufactured.



### APPLICATIONS

- For applications that require exceptional accuracy with minimal phase angle error
- Applications would include Current, Power and Energy monitoring devices

### PART NUMBERS



### FEATURES

- Low cost • 3 standard sizes
- Non-symmetrical mounting pattern
- Toroidal Silicon steel, Nanocrystalline and Nikel Alloy cores available

### SPECIFICATIONS

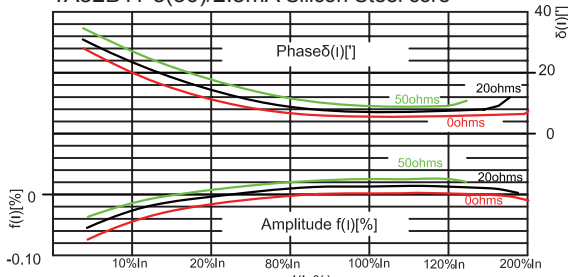
- Exterior Material: PBT Resin UL flame retardant rating 94-V0
- Interior Insulation: Epoxy Encapsulated
- Isolation Voltage: 2500 Vrms for 1 minute
- Dielectric Resistance: 1000M Ohms @500 Vdc
- Surge Withstand: 5000V (1.2/50µs standard shock wave)
- Accuracy Class: as defined in IEC 60044-1 Part 1 Current Transformers Class 0.1, 0.2, 0.5
- Operating Temperature: -25 to +55°C, -40 to +85°C Optional
- Frequency: 50 to 400 Hz • RoHS compliant • CE-approved

### PERFORMANCES

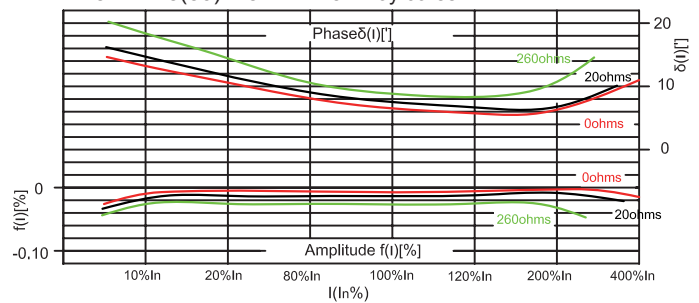
Model	Rated Input/Output	Ratio	Frequency (Hz)	Second burden (Ohms)	Accuracy Class	Outline Dimensions ID-L-W-H(mm)
TA32B11	5~20A	1000:1, 2000:1 2500:1	50 to 400	≤100	0.1, 0.2	5.0-17.6-19.3-17.6
TA3311	5~80A	1000:1, 1500:1 2000:1, 2500:1	50 to 400	≤500	0.1, 0.2, 0.5	6.0-28.0-28.0-22.0
TA3411	5~100A	3000:1	50 to 400	≤1000	0.1, 0.2, 0.5	6.0-34.0-34.0-23.0

### Typical Impedance Dependence of Phase and Amplitude Errors (test temperature 25° C)

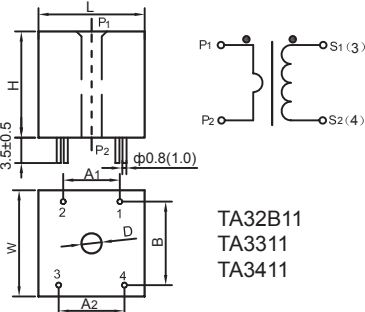
TA32B11-5(50)/2.5mA Silicon Steel core



TA32B11-5(50)/2.5mA Nikel Alloy cores



### OUTLINE DRAWINGS & OUTLINE DIMENSIONS



Model	L	W	H	D	A1	A2	B
TA32B11	17.6 (0.693)	19.3 (0.760)	17.6 (0.693)	5.0 (0.197)	11.2 (0.441)	13.0 (0.512)	16.5 (0.650)
TA3311	28.0 (1.102)	28.0 (1.102)	20.0 (0.787)	6.0 (0.236)	10.0 (0.394)	20.0 (0.787)	20.0 (0.787)
TA3411	34.0 (1.339)	34.0 (1.339)	23.0 (0.906)	6.0 (0.236)	10.16 (0.400)	20.32 (0.800)	20.0 (0.787)

Unit:mm (inch)

SHANDONG YUANXING Electronics Co.,Ltd.

NO.39, QIXIN AVENUE, ZHANGDIAN,  
ZIBO, SHANDONG, CHINA 255095

[www.yuanxing.net](http://www.yuanxing.net)  
[sales@yuanxing.net](mailto:sales@yuanxing.net)

Phone: +86-533-381-8450  
Fax: +86-533-381-8724